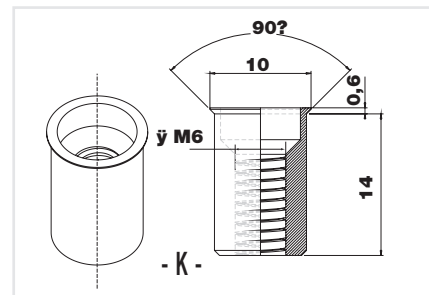
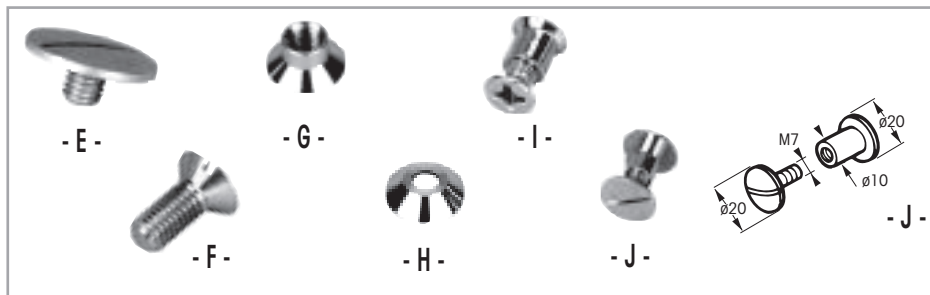


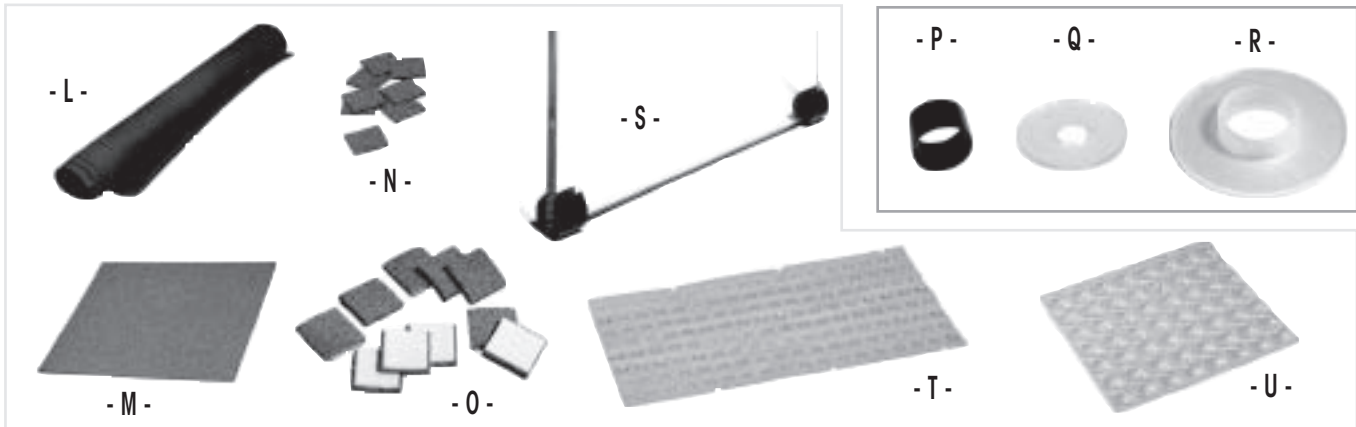
| | | | | | | | | | |
|----------------|---|--|---|---|------------------------------|--|-----------------------------------|------------------------------|--------------------------|
| - A - | Countersunk head cap nuts. Used chiefly for juxtaposing and superimposing «Modular» showcases (635). | chrome 659 03K | brass 659 04L | alum. grey 659 05M | bronze 659 07P | mat nickel 659 09R | | | |
| - B - - B - | M6 screws, 90° countersunk, for parts 635 and 639. (Caution : parts 635 are supplied with following 10 mm long screws). | chrome 659 33S Length 10 mm | mat chrome 659 38X Length 12 mm, for use with (635). | brass 659 34T 659 44D | black 659 36V — | bronze 659 37W 659 47H | mat nickel 659 32R — | white 659 25J — | |
| - C - | Round head buttons, dia. 20 mm, chiefly used for assembling and finishing parts 635 and 639. | chrome 659 13V | mat chrome 659 00G | brass 659 14W | black 659 16Y | bronze 659 17Z | red 659 19B | blue 659 18A | yellow 659 12U |
| - D - | Milled head buttons M6 ø 20, length 15. Mainly used with nut 659 72K (e.g. attaching hinge angle plate 635 94Z to make a dismantable door). | | | chrome 659 67D | | | | | |

Cover Caps Bolts & Washers - P R E F I T

Screws and Assembly Accessories - 659a



| | | | |
|----------------|---|------------------------------|---|
| - E - | M6 split head screw, length 6.5 T20. Used chiefly for securing closure knob 699 50J (and onwards), mounted alone. | mat nickel | 659 08Q |
| - F - | M6 split head screw, length 16, T12. Used chiefly with countersunk nut 659 72K for transforming bracket 632 85P into a double bracket. | mat nickel | 659 30P |
| - G - | M6 countersunk nuts. Used with screws 659 30P and 659 67D. | mat nickel | 659 72K |
| - H - | cone-shaped washers. Used as reduction cones for securing fittings 635, 639 and bracket 632 85P with woodscrews, max dia. 4 mm. | mat nickel | 659 70H |
| - I - - J - | tightening elements, screws and cap nuts, for counterplate clip. M6 screw 90° countersink, dia. 12, HC dia. 9 (clamped thickness 13 to 17) dia. 20 round head, M7 split screw nut, dia. 10 (clamped thickness 15.5 to 23) | chrome 659 01H 659 10S | polerowany 659 02J 659 11T |
| - K - | M6 crimp nut for 0.5 to 3 mm thick metal to be used especially for mounting clips 504 on tube. | | 659 21D |
| — | unit comprising : 1 dia. 20 mm round head button, one M4 screw 90° countersunk, length 8, 2 plastic washers, 6 x 19 and 9 x 19, used chiefly for securing the intermediate showcase roller track 600a, more than 1 m long. | chrome 659 51M | alu grey 659 52N black 659 53P |
| — | M4 metal screw, 90° countersunk, length 8, dia. 6 head. | nickel plated | 659 48J |



| | | |
|----------------|---|--|
| - L - | Butyl bound cork sheets, format 90 x 60 cm, 1 mm thick. | 659 20C |
| - M - | Adhesive cork sheets, pre-cut into 256 15 x 15 mm adhesive shims. Format 24 x 24 cm, 2 mm thick. | by 1280 shims 659 22F |
| - N - | 20 x 20 mm adhesive cork shims ; thickness 1 mm. Supplied in bulk. | 659 24H |
| - O - | Cork and foam blocks. 18 x 18 mm, 2+2 mm thick. For use as spacers. | roll of 12,500 blocks 659 27L |
| — | Transparent PVC shims 39 x 22 x 1mm. | 659 28M |
| - P - | White PVC sockets, outer dia. 10 mm, inner dia. 9 mm, length 8 mm. | 659 50L |
| - Q - | Simple seal washers, transparent PVC, for nuts and bolts and handle shanks. | inner dia. x outer dia. mm 6 x 19 659 60W 9 x 19 659 62Y 10 x 30 659 64A |
| - R - | Seal washers (200 identical items). | 659 68F |
| — | Black O-ring joints, 11.1 x 1.6, mainly used on bracket 632 85P. | 659 65B |
| - S - - S - | Cylindrical rubber shock absorber. | length : 18 for 6 to 7.5 mm thick glass 659 29N length : 27 for 10 to 11.5 mm thick glass 659 39Y |
| - T - - U - | Adhesive crystal bumpers. | dia. 7.9 mm. Plate of 408 stops 659 31Q dia. 12.7 mm. Plate of 56 stops 659 23G |