



935-S

glass door bolt with indicator

door bolts

made of stainless steel
fits 8mm to 12mm flat or curved tempered glass
glass cutout required

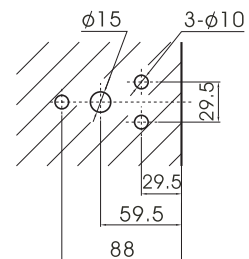
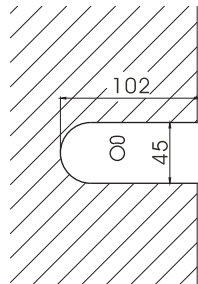
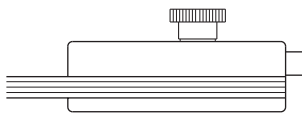
packed and sold by piece
specify glass thickness when ordering
supplied with gaskets and fixings

available finishes:

P - polished

S - satin

935



3919 series glass door lock set

made of stainless steel
fits 8mm to 12mm flat tempered glass rebate

packed and sold by complete set
specify right or left-handed door
and glass thickness when ordering
supplied with gaskets and fixings

available finishes:
P - polished
S - satin



3919R-S1-S-08



3919R-E2-S-05

3919 series lock set function :

