

Series 9700 Electric Midrails - Access Control

NOTCHLESS ELECTRIC MIDRAILS



Technical features

- Requires no notch
- Minimum space 3 mm between the glass panels
- Reversible midrails with electric keep
- Standard midrail equipped with a european profile half cylinder, pull handle and push plate
- Spring bolt protected by cover
- Supply to electric keep (12 volts DC 1 A)

Inwards opening

- Electric opening electric keep released by illuminated button on the semi-fixed panel of the midrail (version glass to glass)
- Mechanical opening by turn button on the moving panel of the midrail



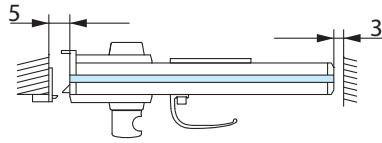
Outwards opening

- Electric opening by any system compatible with the electric keep, card reader, interphone, electronic keypad, etc...
- Mechanical opening with a key

Option

- Electronic keypad on semi fixed or wall panel (ref 2858.10.V2)

9701.**.4



References

Midrail for single moving door



Satin anodised alu. silver

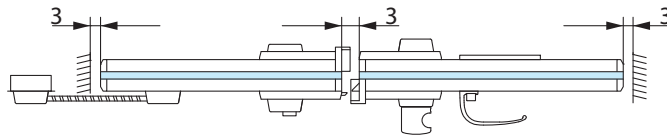


Lacquered RAL

9701.10.4

9701.50.4

9702.**.4



References

Midrail for 2 doors : 1 moving and 1 semi-fixed panel



Satin anodised alu. silver

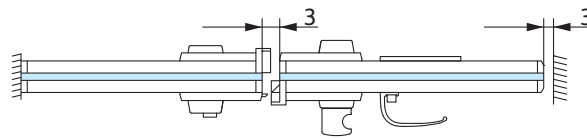


Lacquered RAL

9702.10.4

9702.50.4

9703.**.4



References

Midrail for 2 doors : 1 moving and 1 fixed panel



Satin anodised alu. silver

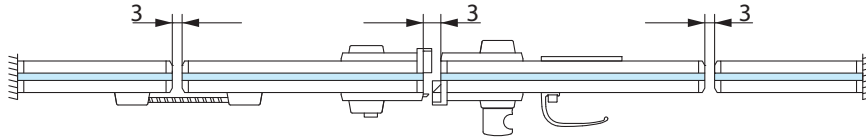


Lacquered RAL

9703.10.4

9703.50.4

9704.**.4



References

Midrail for 2 doors : 1 moving and 1 fixed panel



Satin anodised alu. silver

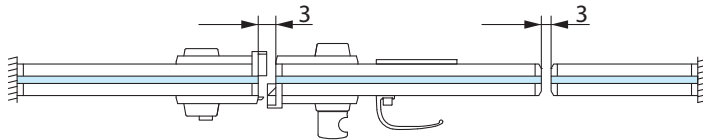


Lacquered RAL

9704.10.4

9704.50.4

9705.**.4



References

Midrail for 3 doors : 1 moving and 2 fixed panels



Satin anodised alu. silver

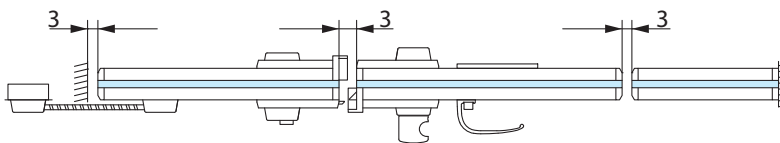


Lacquered RAL

9705.10.4

9705.50.4

9706.**.4



References

Midrail for 3 doors : 1 moving , 1 semi-fixed and 1 fixed panel



Satin anodised alu. silver



Lacquered RAL

9706.10.4

9706.50.4