

P R E F I T

F I T T I N G S F O R G L A S S

Stremler Butterfly



www.prefit-fittings.com • e: sales@prefit-fittings.com

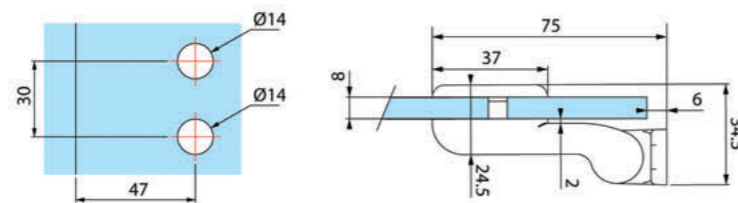


butterfly

Single rising hinge



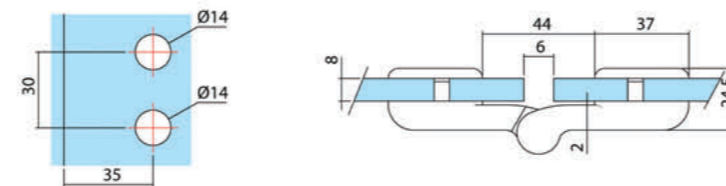
Full sealing strip



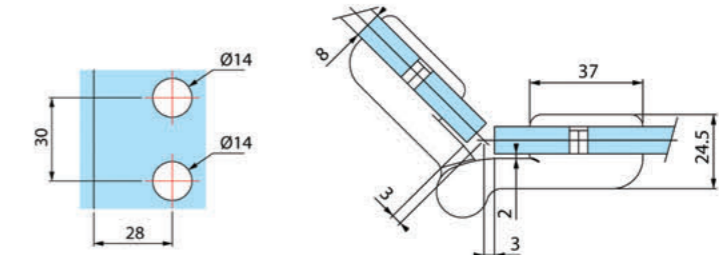
Double rising hinge



Rising system



Double rising hinge 135°



Finishes



Chr.br	3360.30.0D	3360.30.0G
Chr/Mat	3360.31.0D	3360.31.0G



Chr.br	3362.30.0D	3362.30.0G
Chr/Mat	3362.31.0D	3362.31.0G



Chr.br	3362.30.2D	3362.30.2G
Chr/Mat	3362.31.2D	3362.31.2G

Knob

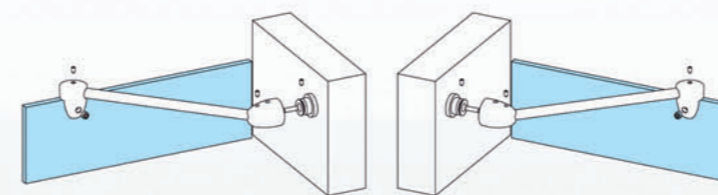


Chr.br	2927.30.0
Chr/Mat	2927.31.0

Super slim seal

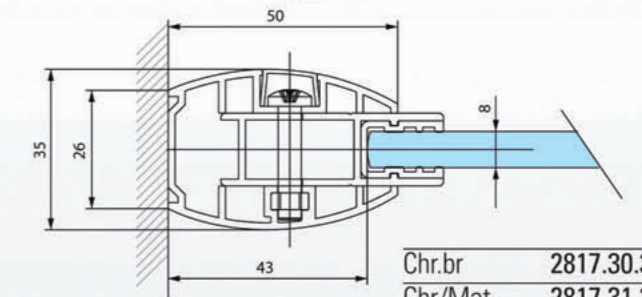


Reinforcement bar



Chr.br	1652.30.0D	1652.30.0G
Chr/Mat	1652.31.0D	1652.31.0G

Correcting profile



Chr.br	2817.30.3
Chr/Mat	2817.31.3

Ajustment +/-10 mm

Profile for fixed panel



Chr.br	2819.30.3
Chr/Mat	2819.31.3

butterfly

The rising hinge means that a sealing strip can be assembled on the whole length of the door without interruption and this optimises water tightness

butterfly

Rising system for a better bottom sealing strip release