

P R E F I T

FITTINGS FOR GLASS



Capsi



www.prefit-fittings.com • e: sales@prefit-fittings.com

Tel: 020 8961 4777 Fax: 020 8961 4747 • 14 Sovereign Park, Coronation Road, London NW10 7QP



LRQ 0964 799

JCSL/6695/11/07

P R E F I T

FITTINGS FOR GLASS

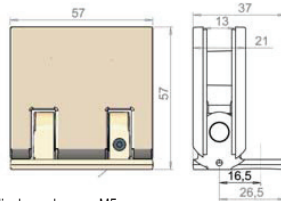
Capsi

Hinges for shower doors

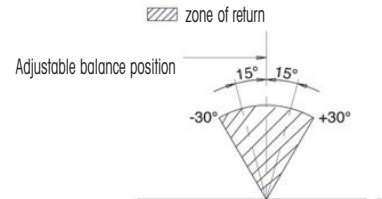
646a



- A -



Adjustment screw M5



CAPSI: wall-mounted return hinge with infinite angle adjustment.

- effective and accurate door closure
- designed for 6 mm to 12 mm glass panels, maximum load per pair of hinges: 50 kg
- Aluminium bronze product.
- high resistance steel fasteners, invisible and mounted on the outside of the shower booth.
- improved water tightness at the level of the hinge and in contact with the seals.

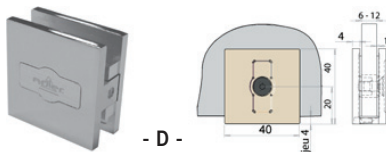
An all-metal return mechanism, made of special stainless steel alloys, confers the CAPSI hinge with remarkable return properties (accuracy and speed) and a guarantee that they will be maintained over a long service life. The CAPSI hinge encapsulates performance and technology in a very compact unit for you to create perfectly transparent installations:

- Perfectly square front face: 57 mm x 57 mm.
- wall-mounted plate
- very high quality ingenious screw caps. Customisati on request.

Collage Packing x 1	- A -	chrome 646 00T	brushed nickel 646 01U	gilded 646 02V	Supplied in pairs, with a set of pre-cut shims for 6 mm to 10 mm glass panels (please consult us for 12 mm panels) and a complete set of decorative hinge caps.
------------------------	-------	-------------------	---------------------------	-------------------	---

Knobs and clips

503-698



- D -



- E -



- F -

The CAPSI range comprises a selection of original square shaped clips and knobs, all with the specially designed screw cap on the outside face. The ingenious design of these parts makes them very easy to fit, despite their square shape.

Collage Packing x 1	- D -	chrome 503 00Z	brushed nickel 503 01A	gilded 503 02B	In brass, supplied with pre-cut shims and fasteners for 6 mm to 12 mm glass panels. CAPSI clips single knob double knob knob : glass drilling Ø 12 mm
x 1	- E -	698 00V	698 01W	698 02X	
x 1	- F -	698 10J	698 11H	698 12J	