

PREFIT

FITTINGS FOR GLASS




section E


DRY GLAZE SYSTEMS

www.prefit-fittings.com


Channels and Clips




EGCS 100
Dry Glaze Channel
10mm Glass Low profile
2489mm Length




EGCH 101
Dry Glaze Channel
10mm Glass High profile
2489mm Length



EGCSH 102
Dry Glaze Channel
12mm Glass Low profile
2489mm Length



CF 90 x T90 or F95
Dry Glaze Crown
Filler & Seal
2489mm Length



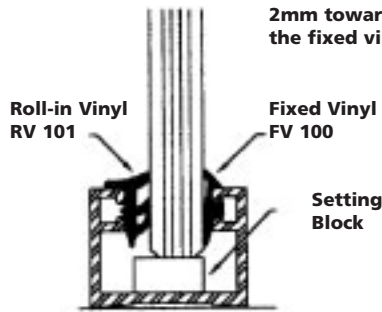
CF 90
Dry Glaze Crown Filler
2489mm Length



SSC 100 x T90 or F95
Seal/Wall Sill
2489mm Length

Dry Glaze Channel Channel Vinyl System

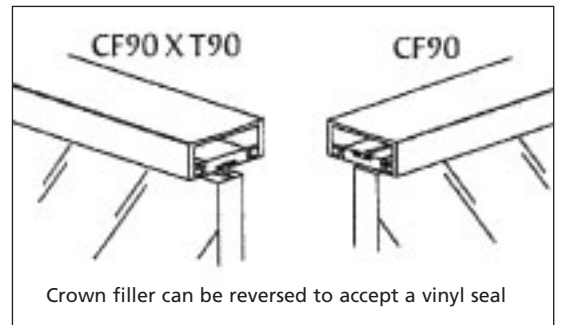
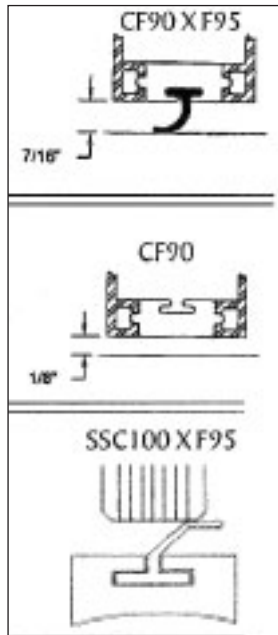
Glass is offset
2mm towards
the fixed vinyl



Dry-Glaze System

All Dry Glaze Channel available finishes
Brushed anodised nickel aluminium
Brushed anodised chrome aluminium
Brushed anodised brass aluminium

Also available in our regular finishes:
Brite-Dipped anodised chrome aluminium
Brite-Dipped anodised brass aluminium
Black
White



Crown filler can be reversed to accept a vinyl seal

Vinyls

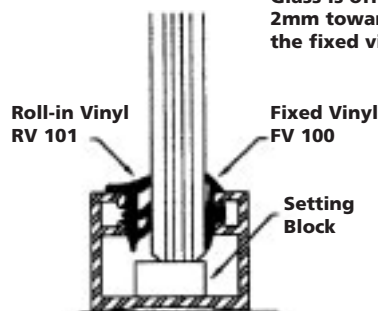


RV 101
Roll-in Vinyl
Available in black,
white and clear




FV 100
Fixed Vinyl
Available in black,
white and clear

Glass is offset
2mm towards
the fixed vinyl



Dry-Glaze System

Interior Clips



ADJICHW
Adjustable Interior
Header clip



ICW 90
Straight 90 degree
wall clip



ICVH 90
90 degree Wall-to-
Vertical header clip




ICF 90
Flat 90 degree clip




ICF 135
Flat 135 degree clip


Dry Glaze Channel



EGCS 100
(10mm Glass Low Profile)
2489mm Length




EGCH 101
(10mm Glass High Profile)
2489mm Length




EGCSH 102
(12mm Glass High Profile)
2489mm Length


Dry Glaze Crown Filler & Sill Seal



CF90 (no vinyl)




CF 90 x T 90 or F 95



SSC 100 x T 90 or F 95

Sill / wall Seal (2489 Length)




SS 1

Available in the following finishes

Brass Aluminium
Chrome Aluminium
White
Brushed Brite Clear
Brushed Brite Brass
Brushed Nickel

ECS 100, 101 & ECSH 102



**ECS 100 fits
EGCS 100 - DRY GLAZE CHANNEL**


**ECHN 101 fits EGCH 101
Dry Glaze Channel**

**ECHN 102 fits EGCH 102
Dry Glaze Channel**

Available in the following finishes

Brite-Clear (Chrome Aluminium)
Brite-Brass (Brass Aluminium)
Brushed Brite-Clear & Brite-Brass
White & Black

ECSN 100 & ECHN 101



**ECHN 100 fits 10mm Glass
Low Profile Dry Glaze Channel
Mitred @ 45 degrees**

**ECHN 101 fits EGCHS 10mm Glass
High Profile Dry Glaze Channel
Mitred @ 45 degrees**

Available in the following finishes

Polished Stainless Steel
Chrome Aluminium
Brass Aluminium
White & Black
Polished Nickel
Brushed Nickel



Clear Setting Blocks - BL 100



12 x 6mm



12 x 3mm



12 x 2mm

Available in packs of:

80 each size BL 100 / 80
10 each size BL 100 / 10



Fittings for Glass

www.prefit-fittings.com